



## Electrical Drawings & Control Systems (Comprehensive Course)

Date	Venues	(\$)Fees	Book your seat
22 Dec -26 Dec 2024	Cairo	2900	<a href="#">Register Now</a>

### Course Overview:

- An electrical drawing is a type of technical drawing that shows information about power for an engineering or architectural project. Any electrical working drawing consists of "lines, symbols, dimensions, and notations to accurately convey an engineering's design to the workers, who install the electrical system on the job

### Course Objective:

To know Principles of reading and interpreting electrical schematics. Topics include motors, circuit breakers, and batteries

### Who Should Attend?


- Workers required operating, maintaining and troubleshooting high voltage equipment on the electric utility systems, e.g. Electricians, OADs, Tele-control Technicians, and apprentices.


### Course Outline:


- Read And Interpret Basic Motor Control
- Read And Interpret Circuit Breaker
- Control System Interfacing And Interposing,
- Mimic Push-Button Control Breaker Controls
- Will Be Covered.

### Training Methodology:

- Presentation & Slides
- Audio Visual Aids
- Interactive Discussion
- Participatory Exercise
- Action Learning
- Class Activities
- Case Studies
- Workshops
- Simulation

 00201126467555

 info@bptcenter.com

 www.bptcenter.com